

JULY - AUGUST 2025

VOL 30 | NUMBER 4

CLOSE-UP

PUBLISHED BI-MONTHLY BY MISSOURI NATURE AND
ENVIRONMENTAL PHOTOGRAPHERS

HOLIDAY SHOW

PAGE 2

MEMBERSHIP/ MEETING INFO

PAGE 3

UPCOMING MEETINGS

PAGE 4

FIELD TRIP

PAGE 5

SHOW & SHARE

PAGE 6




SCOTT EVERS



ART LEWIS



DAN LONERO



JEFF HIRSCH

2025 HOLIDAY SHOW SUBMISSIONS

Every year we hold a Holiday Show on the second Tuesday in December in place of our monthly meeting. This year, it will be on December 9th at Powder Valley. The highlight of the evening is a program of members' images, selected and put to music by Jerry Miller. We will share more details about the event in the months to come.

We encourage current members to submit 20 of their best nature images, some of which will be included in the show. They do not have to be from the current year, but please try not to include images you have submitted for past Holiday Shows. In addition to your twenty nature shots, we would love to have images of our members in action. To submit your work, please follow the guidelines for submissions below.

File Names

Each individual photo file should have your name included as part of its title.

- Use your last name, then first name, the year, and HolidayShow as well as the subject or title. For example: SmithJane-2025-HolidayShow-Heron.
- In addition, do not leave any spaces within the file name. You can use the dash to delineate breaks.
- Please keep in mind that we need to have your full name and not just initials somewhere on the submission so we can use the proper spelling of your name and give you credit for your images at the end of the show.
- Note that no text or watermarks should appear on any images.

Image size

- Resize your images, as you would for Show and Share.
- Vertical images are 1,800 pixels high and horizontal images are 1,800 pixels wide.
- The resolution can be between 96 and 300 dpi (dots per inch).
- The overall size of each image should be less than 4 MB.

Image Submission

Place up to 20 images on a CD-ROM, thumb drive, or in a .zip file in a folder with your name as part of the folder's title (e.g., SmithJohn-2025-Holiday Show). Images must be digital.

Choose ONE method:

- **Bring your images on a disk or flash drive** to the July, August, or September meetings.
- **Send a .zip file** to the club's email address, share@monep.org.
- **Mail your images** on a disk or flash drive to Jerry Miller, 22 Scarlet Court, St. Charles, MO 63304

For those of you with a Dropbox account - send an email to share@monep.org to ask for a link to upload your photos into a folder on Dropbox.

If you have problems uploading your images in any of the ways above, feel free to contact Jerry Miller at 314-517-6395 for help.

Please do not submit images to Jerry's personal email address.

Due Dates

Bring to July, Aug, or
Sept. meeting

OR

Send digitally by Sept
30

Things to bear in mind

- We would like a variety of your strongest nature subjects.
- The more images we get, the greater our flexibility in choosing subjects for the show.
- Remember to include images from all seasons.
- You may include images old or new, just not ones you have submitted for the Holiday Show before.
- We cannot use all the images provided, but our goal is to include images from everyone who submits photographs.
- In addition to your 20 images, please submit photos of yourself or other MONEP members in the act of photographing nature. There is no limit to the number of people images that can be submitted.



NEW MEMBERS

Welcome to Gregory Carter, Deborah Kauffeld, and John Taylor, all of whom have recently joined MONEP.

To stay connected with us in between newsletters, visit our web page at <https://monep.org>.

Also, if you are on Facebook, you may want to join our private MONEP Facebook Group, where we share images, information, and resources. Just go to Facebook and request membership to the group. Only current members can join.

If you have questions about membership, please contact Kathy Cherry at 314-605-4279 or by email at fishnclick@sbcglobal.net.

MEETING INFORMATION

MONEP meets at Powder Valley Conservation Area Nature Center in Kirkwood, except when we have a Zoom meeting. Powder Valley's address is 11715 Cragwold Rd., Kirkwood, MO 63122.

Below are the intended times of each portion of the meeting:

6:00 Start meeting with opening comments

6:15 - 6:30 Show and Share

6:30 - 7:15 Guest Presentation

7:15 - 7:30 Wrap Up and leave meeting room

The administrators of Powder Valley will have the doors open for us at 5:15 and have asked us to have the parking lot cleared by 8:00 p.m.

Meetings are generally held via Zoom in the winter and at Powder Valley Conservation Nature Center the rest of the year. The dates for the remainder of 2025 are:

- July 15
- August 19
- September 16
- October 21
- November 18
- December 9, the second Tuesday of the month for the Holiday Show



UPCOMING MEETINGS

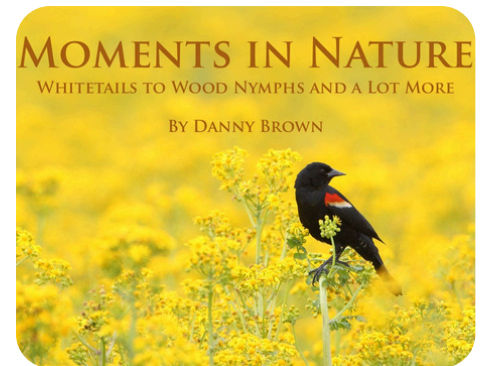
Tuesday, July 15th 6:00 p.m.
2024 Holiday Show Returns

The July 15th meeting will feature the replay of the 2024 Holiday Show. We generally show the Holiday Show in July again. This allows members who missed the December meeting to view it on the large screen, and those of us who have already seen it can enjoy seeing members' images and Jerry Miller's terrific production once again.

It also serves as inspiration for the 2025 Holiday Show submissions, which will be due in September. So come along, and bring some guests to enjoy the beauty and wonderful photography of our members, set to music.

Thanks to all who submitted for 2024 and to Jerry Miller for his great job creating the show.

Tuesday, August 19th 6:00 p.m.
Danny Brown: Moments in Nature



We welcome back Danny Brown, who will present a collection of Missouri wildlife images and provide technical tips not only about how he "makes the shot" but also how he locates critters and photographs them with minimal intrusion into their daily activities. He will also explain his simple approach to post-processing that has served him well over the last two decades. Danny is a photographer and writer specializing in Missouri wildlife. He holds a Master's Degree in Fisheries and Wildlife from University of Missouri, and served for 25 years as a biologist with the Missouri Department of Conservation.

In 2006, Danny began photographing wildlife that he encountered while hunting. Since then, he has published over 50 photo essays in *Missouri Conservationist*, including several cover stories and features. By 2010 Danny had given up hunting all together to make more time for wildlife photography.



Danny's photos have been featured in magazines across the country, including *Birds and Blooms*, *Birdwatching*, *Ducks Unlimited*, *Audubon*, *National Wildlife* and various state conservation magazines and calendars. His images have been published in several books including two *National Geographic* bird guides. When asked the secret to his success, Danny says it is simple: "I strive for exceptional images of common critters rather than mediocre images of rare critters." Danny and his wife, Joyce, live on 60 acres outside of Union, Missouri, where he has captured many of his most popular images.

JULY FIELD TRIP ONONDAGA CAVE

Sunday, July 20th 10:30 a.m.


Location: Onondaga State Park

Leader: Bob Charity

With the heat of summer already here, we are planning a field trip in a cool place. We will be visiting Onondaga Cave in Onondaga State Park, which is a repeat of a field trip we did two years ago. All participants thoroughly enjoyed themselves. Photo tours of this cave are offered by “Onondaga Friends Association” each month and we will join their morning tour scheduled for Sunday, July 20th. As such, there might be other people on the tour; however, last time we were the only participants.

The cave tour is less than one mile long and follows electrically-lighted concrete paths. We will be walking upright at all times, i.e., no crawling or anything like that. The State Park web site says the cave trail is hilly and slippery in places, but last trip we found the trail had stairs and hand rails in these sections and no one had any troubles. Onondaga Park runs many tours each day without serious incidents. The time listed for the photo tour is 2-½ hours, which is twice as long as the regular tour offered by the park. The State Park installed new lighting last year, so hopefully there will be new and better scenes to photograph. Note, the start of the tour is inside the visitor center from where the cave is entered.

JULY FIELD TRIP
JULY 20TH
10:30 A.M.
ONONDAGA STATE
PARK



Participants are welcome to bring tripods and, if you have a remote trigger for your camera, it is recommended to bring that as well. Make sure you know how to use your equipment before you enter the cave as it is much harder to deal with in the dark. During the last trip we just used the lighting installed by the state park. There is no need to bring your own sources of light to take photographs. A flashlight is not needed for navigating in the cave, but may be useful when making adjustments of your camera and tripod. The temperature in the cave is a cool 57 degrees and it is recommended you bring a sweater. Also, it is recommended that you wear sturdy, comfortable shoes.

To participate, you can purchase a ticket online at <https://onondagafriends.org/tickets/photo-tours/>. The cost of the tour is \$23.00. When you purchase your tickets online, you will be pre-registered. Please bring your receipt on your phone or as a printed copy. Alternatively, one can pre-register by calling the Visitor Center gift shop at 573-245-6576 and pay (cash only) upon arrival for your tour.

****Please also let Bob Charity know if you are planning to attend at charity@wustl.edu.**



Back PAGE



SHOW & SHARE

Members are invited to share up to five (5) nature-related images during the July and August meetings.

- Images do not have to be recent.
- Images are due by midnight the Saturday before the meeting.

Please follow the submission and file naming guidelines below to submit images for Show and Share:

- Resize your images so vertical images are 1,800 pixels high and horizontal images are 1,800 pixels wide.
- Name your images using your last name then first name and the year and month of submission as well as the subject. For example, SmithJane-2025-07-Subject. No spaces please! If you would like your images shown in a particular order, please number them 1-5 after the subject.
- Save your images as .jpg files. Your saved images should be less than 4 MB in size.
- Compress your five resized images into a zip file. (If you don't know how to do this step, just send them as they are)
- Attach the zip file or images to an email addressed to share@monep.org by midnight **Saturday, July 12th** for the July meeting, or **Saturday, August 16th** for the August meeting.

Meeting Time Updates: Due to changes in policy at Powder Valley Conservation Area, MONEP meetings now begin at 6:00 p.m. and end by 8:00 p.m.

The mission of the Missouri Nature and Environmental Photographers is to provide a forum for individuals interested in the field of nature photography and the environment, provide education, gather and disseminate information, and promote nature photography as an art form and medium of communication.

Monthly meetings are held on the 3rd Tuesday of the month, except for December. Specific dates, times and meeting locations are posted in the newsletter and on the MONEP website. The bi-monthly newsletter is edited by Barbara Addelson and designed by Kate Sprague.

Visit us online!

Website: www.monep.org

Facebook Page: <https://www.facebook.com/MOnaturephoto>

Facebook Group (Private group for current members only - must request to join): <https://www.facebook.com/groups/703358603413477>